




VISION

— by ACMS UK

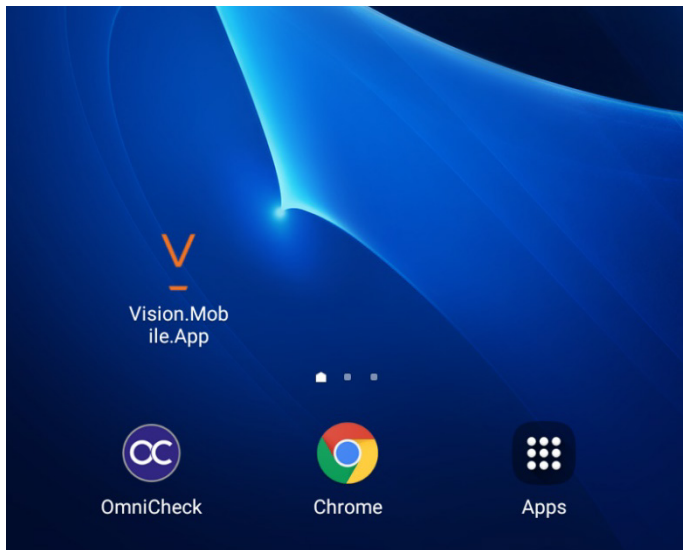
User Guide Asbestos
Mobile App

[Download](#)

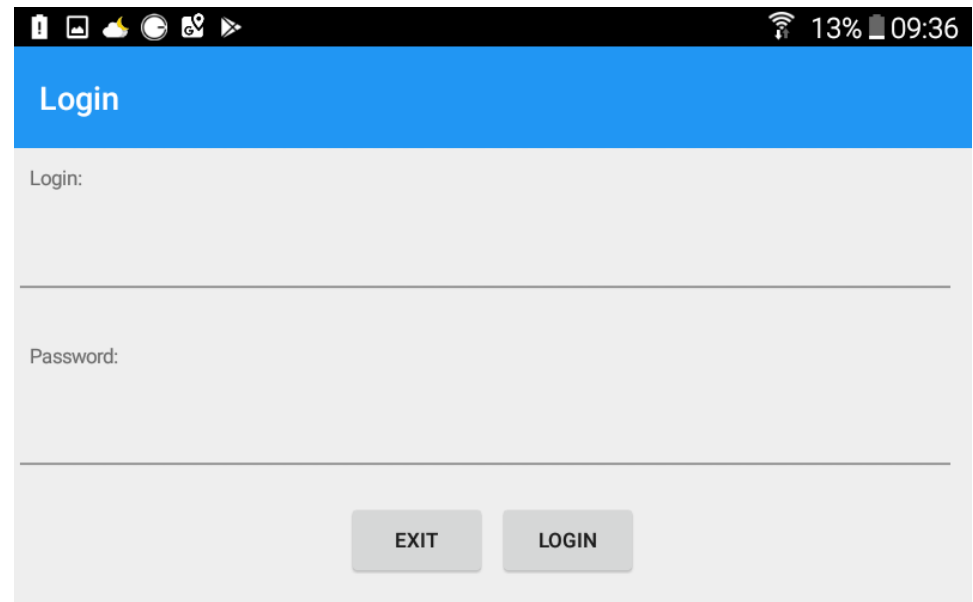




First you will need to open the vision mobile app as seen below.



Next log In using your regular vision login details.





12% 09:56

← Project Defaults LOGOUT

Customer:
+ACMS UK Ltd Client Demo

Client:
ACMS UK Ltd - (client demo)

Surveyor:
Steve Aldridge (ACMS UK Ltd)

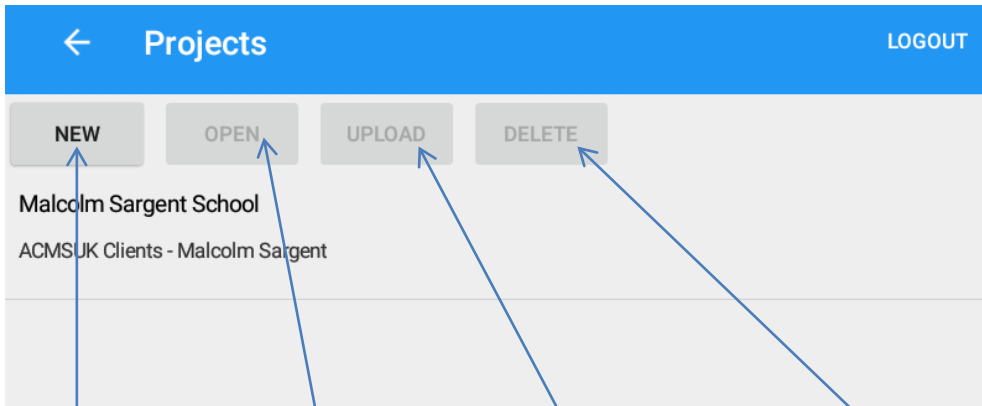
Survey type:
Asbestos Management Survey

Note: To change these values, you'll need to re-login.

BACK CONTINUE

- Step 1 Please select your customer.
- Step 2 please select your client.
- Step 3 Please select your surveyor
- Step 4 Please choose what type of survey you are completing.

Once you have filled in all the drop downs above please continue.



Here is the projects screen which shows all projects currently stored on your device.

You can create a new project by pressing the new button as seen above.

Click open to open an existing project.

Press upload to add an existing project.

Click delete to delete a selected project.

Creating a new site or downloading an existing site



← Create Project LOGOUT

In order to work in offline mode, please either click create a new site or find an existing site and click Download existing site.

Project name:

Customer: +ACMS UK Ltd Client Demo

Client: ACMS UK Ltd - (client demo)

Surveyor: .A.N.Other (ADEPT SAFETY SOLUTIONS)

Find existing site:

ACMS UK 001 (The Lookout)
The Lookout, 4 Bull Close Road, Nottingham, NG7 2UL

ACMS UK 002 (The Lookout)
The Lookout, 4 Bull Close Road, Nottingham, NG7 2UL

ACMS UK 004 (The Lookout)
The Lookout, 4 Bull Close Road, Nottingham, NG7 2UL

ACMS UK 005 (The Lookout)
The Lookout, 4 Bull Close Road, Nottingham, NG7 2UL

ACMS UK 006 (The Lookout)
The Lookout, 4 Bull Close Road, Nottingham, NG7 2UL

ACMS UK 007 (The Lookout)

Here you can type in your new project name.

Click on new site to create the site.

Or you can click find to bring up a list of all sites for this client. Here is the list of all available sites for this client.

When you have found the site you require press the download existing site button



Incidents Fire Condition Disability Legionella Asbestos Projects Audits

← Site: New Site 1 LOGOUT

DETAILS IMAGES

Site code:

Name:

Property type:

Business unit:

Region/Area:

Address 1:

Address 2:

Address 3:

City:

County:

Postcode:

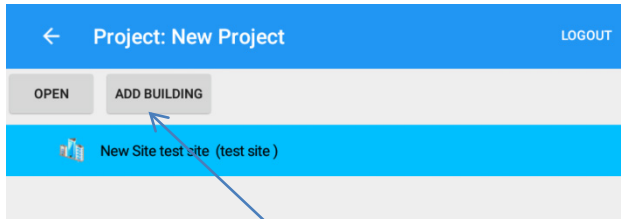
Comments (svnoasis):

This is the site creation screen. Here you input all the details about a specific site.

- This includes the site code
- Name of the site
- Type of property
- And the address.

Once you have finished click the save icon to save your site.

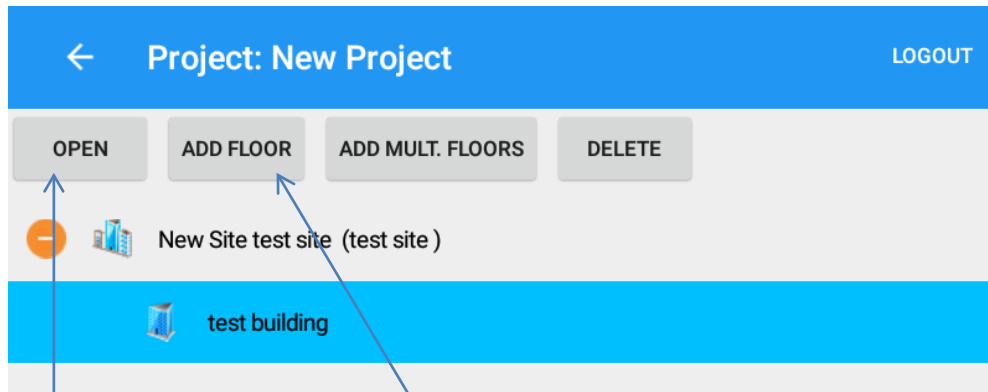
Here you can save your site and then be prompted to upload some site images.



Click add new building to add a new building.

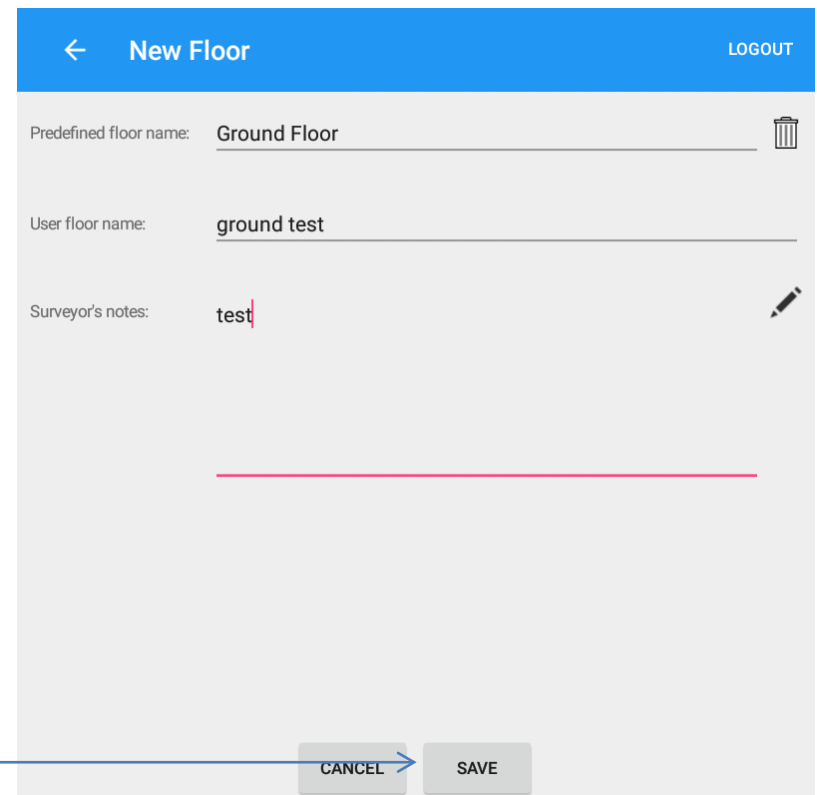
Here you can input your building name and any note's.

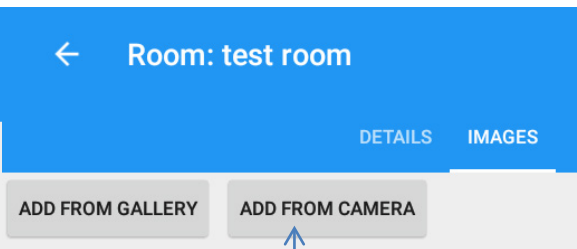
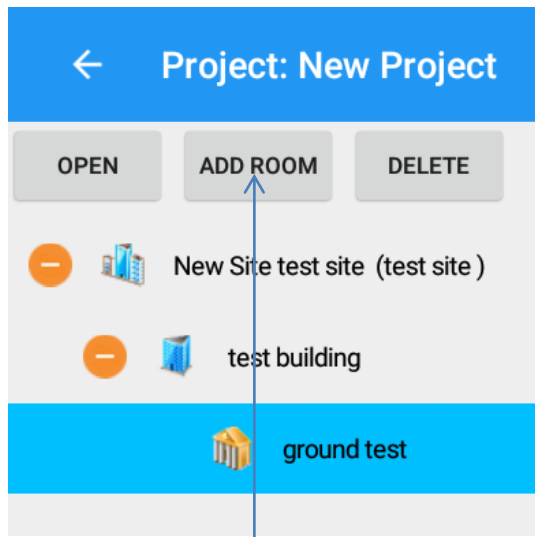
When you finished inputting data click the save icon to save your changes.



Click open to edit If you click here you add building details. a new floor or multiple floors depending on the building.

Once you have inputted a new floor name click save to save your changes

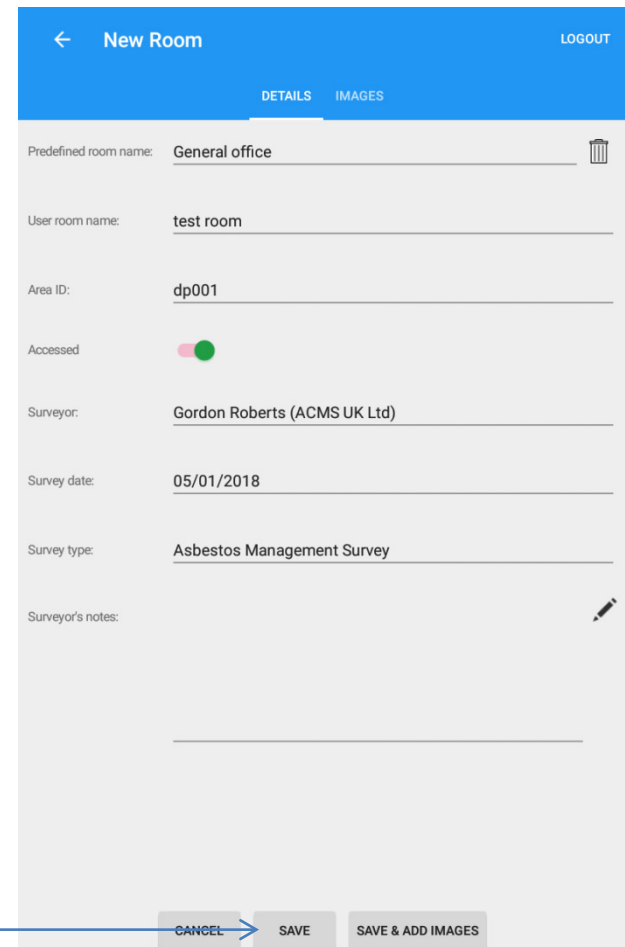


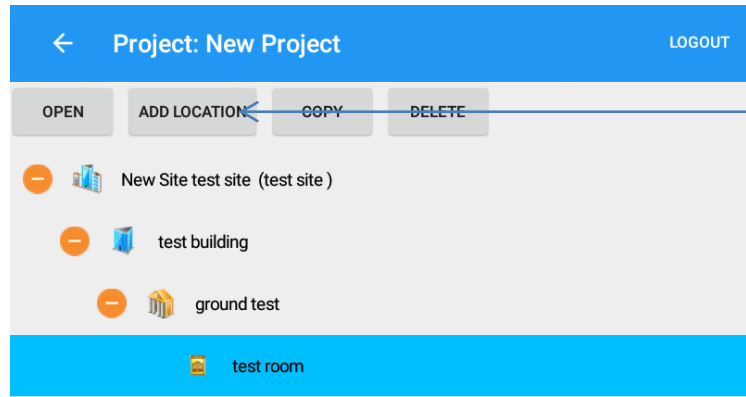


If you click add from camera you can take a picture of the room.

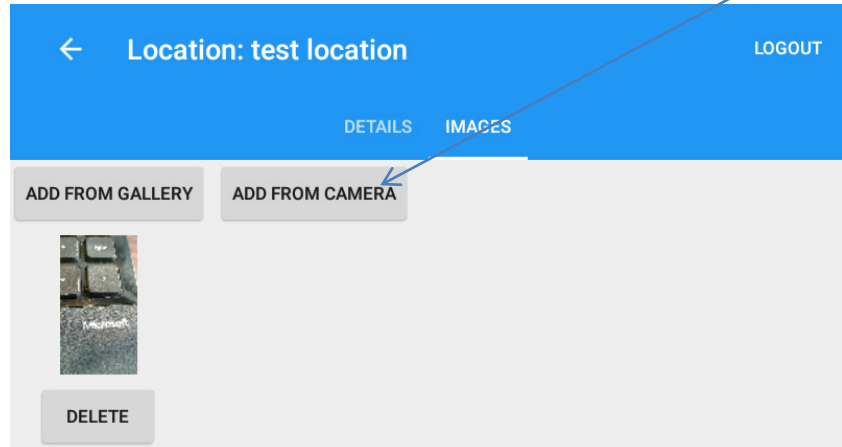
By clicking here you can add a new room to your site.

Once you have filled out the room details click the save button to save the new room.



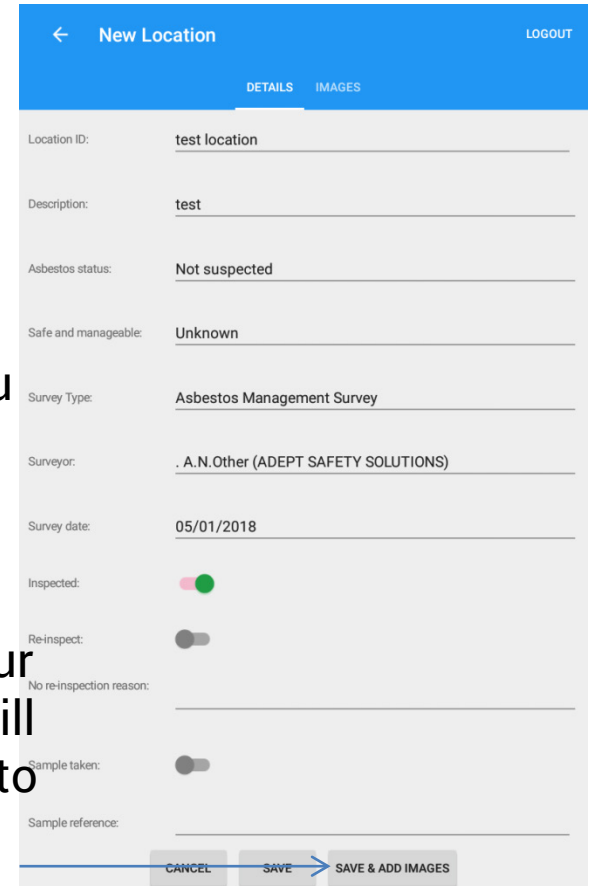


Click add location, this will bring up the new location screen.



You can choose to either add images from camera or you can add a picture from your gallery.

Click save and add images to save your information, you will then be prompted to add a photo of the location.





VISION

— by ACMS UK

Obtaining Assistance

Ways to obtain assistance:

Contact the support team at support@acmsuk.com

(operating hours 9am – 5pm Monday to Friday GMT)

If you're having trouble viewing the site, please email us with a screen shot of any errors you are getting and we will investigate it for you.

It could be something as simple as enabling a popup blocker or using the right browser for example, Microsoft internet explorer.

USER GUIDE

Getting started – Using the Asbestos app.

www.visionriskonline.com

For further details please contact

Email: info@acmsuk.com

Tel: : +44 (0) 844 846 0565

Asbestos Consultancy & Management Services Limited

The Lookout, 4 Bull Close Road,

Nottingham, NG7 2UL